

# **TORGOEN** SWISS PROFESSIONAL PILOT WATCHES

INSTRUCTION Manual



## SETTING INSTRUCTION FOR T16

### **CONTENT**

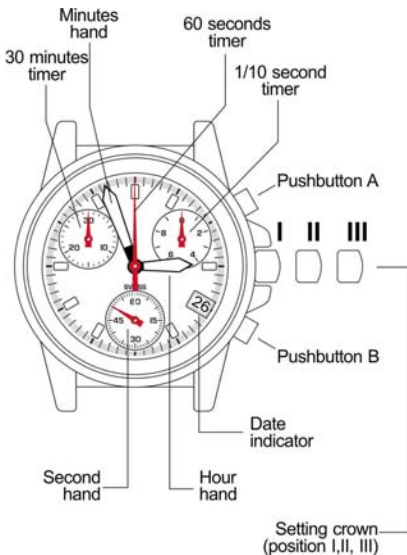
#### **Instructions for Using Your Computer Watch**

Setting Instruction for T16

P.91 – P.98

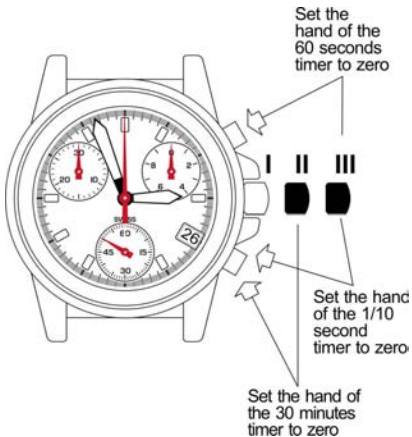
## DISPLAY for T16

### Watch hands



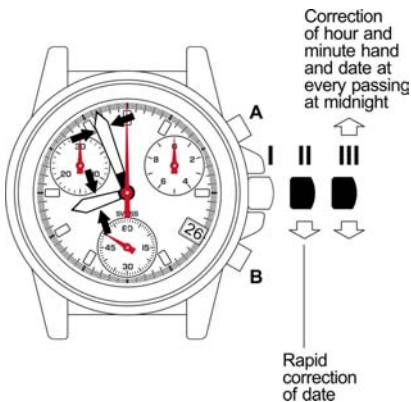
## SETTING THE TIMERS TO ZERO

*Setting crown in position II or III*



## CORRECTION MODE

### *Setting the time Correction of date*



Note:  
Setting crown in position III: **STOP-SECOND**

## TIMING MODE

### *Simple timing function*



1 to 3 order of functions

### **WARNING**

Before starting the time, put back the chronograph hands to their original position.

If necessary, see paragraph **SETTING THE TIMERS TO ZERO**.

## TIMING MODE

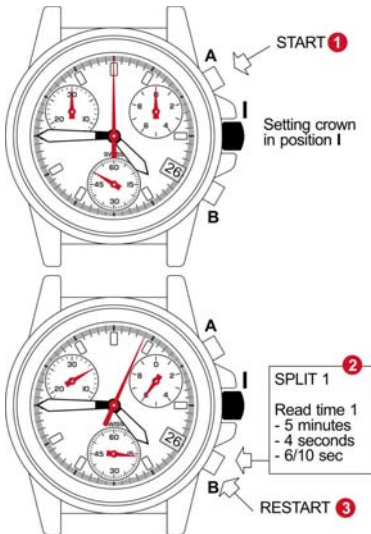
*ADD function*



**1** to **X** order of functions

## TIMING MODE

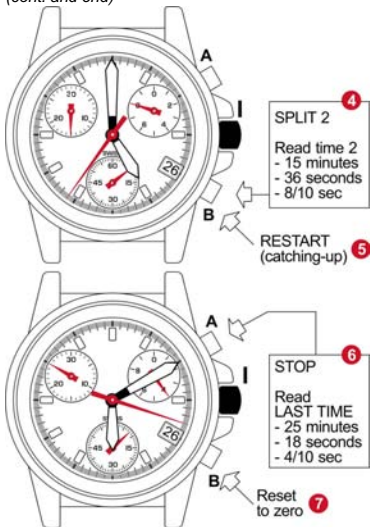
*SPLIT-TIME or INTERMEDIATE TIMES function*



**1** to **3** order of functions

## TIMING MODE

*SPLIT-TIME or INTERMEDIATE TIMES function  
(cont. and end)*



**4** to **7** order of functions



Cr